

Antes de ver el video

Actividad 1

Following is a list of things that the characters from the video did during the day. In the second column, write the place where they probably went to do each thing. The first one has been done for you.

Cosas que hacer	Lugar
<i>ir a ver una película</i>	<i>el cine</i>
1. comprar champú y pasta dental	
2. llenar el tanque de gasolina	
3. enviar una carta	
4. comprar unos patines	
5. comprar un regalo	
6. comprar sellos	

¿Comprendes?

Actividad 2

First, match each statement on the right with its corresponding picture, using the letters a-e. Then, number the scenes in each section in the order in which they occur in the video. Write 1 for the first scene and 5 for the last. One is done for you.

A. Teresa y Claudia



b. Claudia habló con Ramón por el celular para ir al Bazar San Ángel. 5



_____ Teresa escoge el champú que va a comprar. _____



_____ Teresa fue al correo para comprar sellos. _____

Capítulo 3A

VIDEO



d. _____ Teresa y Claudia se encontraron. _____



e. _____ Teresa necesita comprar varias cosas en la farmacia. _____

B. Ramón y Manolo



a. _____ El asistente llenó el tanque. _____



b. _____ Manolo y Ramón fueron a la estación de servicio para llenar el tanque de gasolina. _____




c. _____ Manolo y Ramón fueron a la tienda de deportes, porque querían saber cuánto costaban los patines. _____



d. _____ Ramón habló con Claudia por el celular para ir al Bazar San Ángel. _____



e. _____ Ramón se compró una camiseta del Cruz Azul. _____



Actividad 3

Circle the correct word that completes the following sentences.

1. Los cuatro amigos quieren ir al (cine/correo) a ver una película (romántica/ de ciencia ficción).
2. Teresa no compró el champú (ayer/hoy), porque fue a (devolver/comprar) un libro a la biblioteca.
3. (Claudia/Teresa) compra pasta dental en la farmacia.
4. El correo (abre/cierra) a las cinco.
5. A Teresa se le olvidó (llenar el tanque/enviar la carta) esta mañana.
6. Manolo (compra/no compra) los patines en la tienda de equipo deportivo.
7. Teresa olvidó (enviar/comprar) un regalo para el cumpleaños de su (abuela/mamá).
8. Claudia y Teresa van a ver a Ramón y a Manolo en el (correo/Bazar San Ángel) porque (no está muy lejos/ está muy lejos) de allí.

Y, ¿qué más?

Actividad 4


Write four complete sentences that tell about things you and your friends do and places that you and your friends go to in your free time. Follow the model.

Modelo *Me gusta ir con mis amigos(as) a jugar a los bolos.*




Actividad 5

Miguel is calling his friends to make plans for the day, but no one is available. Listen as each friend tells Miguel what he or she is doing, then write his or her name in the space under the picture that best illustrates the activity. You will hear each conversation twice.
















Capítulo 3A

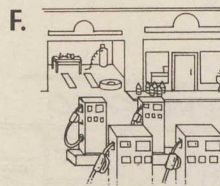
AUDIO




Actividad 6

Felipe has been trying to catch up with his friend Moisés all day. As he asks people where they saw Moisés last, write the time and place each person mentions on the line beneath the appropriate picture. After you have heard everyone's answers, number the pictures chronologically, with 1 being the first place Moisés went and 8 being the last place Moisés went. You will hear each conversation twice.







Actividad 7

Listen as you hear several people describe a moment when they saw someone who they thought was good-looking. After each statement, complete the sentence below with the correct location of the encounter. You will hear each statement twice.

1. Lo vio en _____ 4. Las vio en _____

2. La vio en _____ 5. La vio en _____

3. Los vio en _____



Capítulo 3A



Actividad 8

When Eric went to Mexico for the summer, he brought his high school yearbook with him so that his host family could see what his school was like. Listen as his host parents look through his yearbook and reminisce about their own high school days. They will ask each other if they remember (¿recuerdas?) certain events from their past. Match their memories with the corresponding pictures. You will hear this conversation twice.



Actividad 9

Sometimes there just aren't enough hours in the day! Listen as each person tells a friend what he or she had to do yesterday but just wasn't able to. As you listen to each conversation, fill in the grid below with short phrases. You will hear each conversation twice.

	¿Qué tuvo que hacer la persona?	¿Por qué no pudo hacerlo?
1.		
2.		
3.		
4.		
5.		




Actividad 10

Write complete sentences telling where these people have to go today in order to accomplish the tasks depicted in the drawings.

1. Marta



2. Tito



3. Marisa y Laura



4. Juanito






Actividad 11

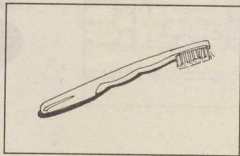
Your little sister is curious about some of the things you have in your room. Explain what each item is, what you use it for, and when you use it, using complete sentences. Follow the model.

Modelo




Son periódicos. Los leo todos los días después de terminar la tarea.


1.



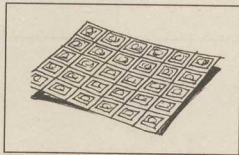
2.




3.



4.



5.



6.



7.





Actividad 12

You witnessed a bank robbery last night! Look at the pictures below that illustrate what happened, then write complete sentences to answer the police officer's questions that follow. Use the preterite forms of the verbs **ser** and/or **ir** in each sentence.



1. ¿Adónde fueron los ladrones (*thieves*) anoche?

2. ¿Adónde fuiste tú?

3. ¿Quiénes fueron los ladrones?

4. ¿Qué pasó después?

5. ¿Adónde fue los policías? ¿Y los ladrones?



Actividad 13

Your family just took a trip and you are going through your photos, reminiscing about the good and bad parts of the vacation. Write a caption for each picture below to describe what everyone did, where they went, what they were able to do there, etc.

Modelo



Juan Carlos y Dominga fueron a un hotel especial con club atlético. Estuvieron allí dos semanas. Pudieron jugar al tenis todos los días. Hicieron muchas actividades y tuvieron unas vacaciones fabulosas.

1.



2.



3.